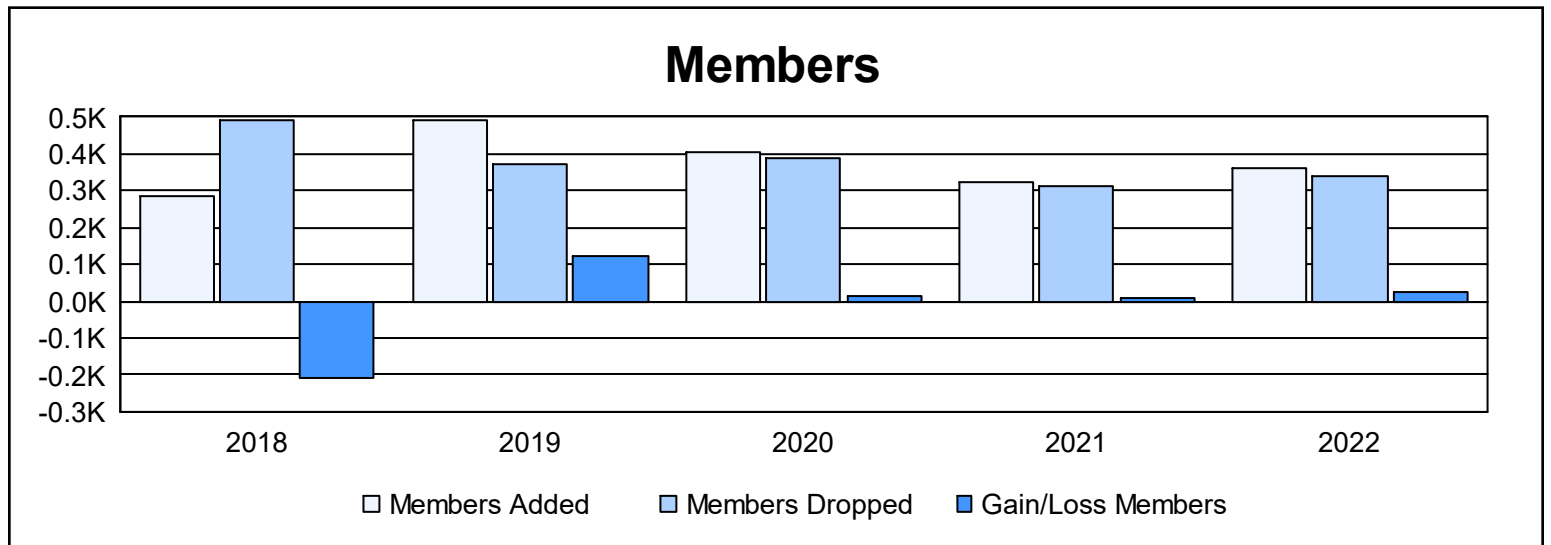
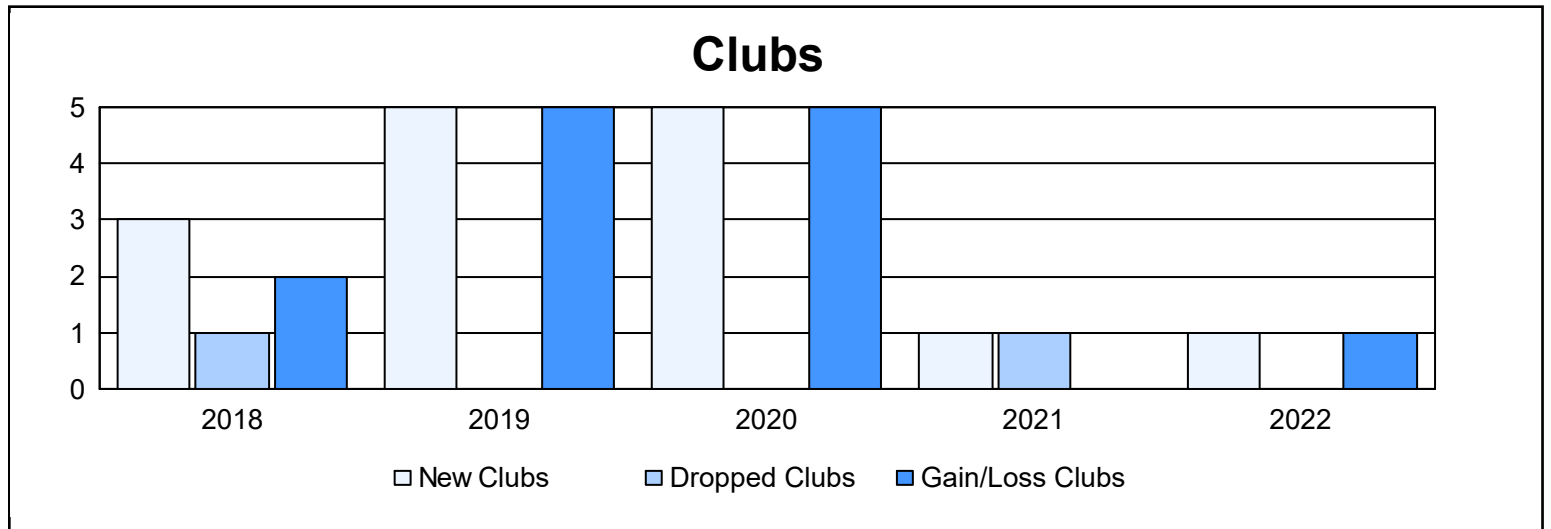
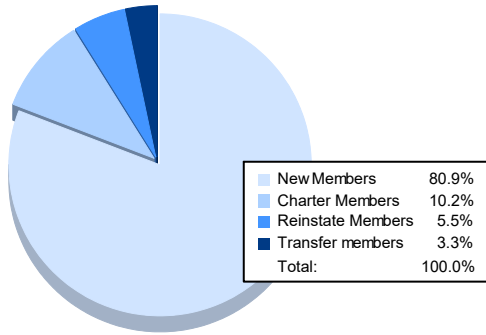


| Year | New Clubs | Dropped Clubs | Gain/ Loss Clubs | New Members | Charter Members | Reinstate Members | Transfer Members | Total Member Added | Total Members Dropped | Gain/ Loss Members |
|----------------|-----------|---------------|------------------|-------------|-----------------|-------------------|------------------|--------------------|-----------------------|--------------------|
| 2017-2018 | 3 | 1 | 2 | 180 | 74 | 9 | 22 | 285 | 493 | -208 |
| 2018-2019 | 5 | 0 | 5 | 323 | 134 | 11 | 26 | 494 | 370 | 124 |
| 2019-2020 | 5 | 0 | 5 | 252 | 128 | 5 | 18 | 403 | 391 | 12 |
| 2020-2021 | 1 | 1 | 0 | 260 | 44 | 10 | 11 | 325 | 315 | 10 |
| 2021-2022 | 1 | 0 | 1 | 292 | 37 | 20 | 12 | 361 | 338 | 23 |
| Average | 3 | 0 | 3 | 261 | 83 | 11 | 18 | 374 | 381 | -8 |



Membership Composition June 2022 Cumulative



Gender Composition June 2022 Cumulative

